



TÜRK STANDARDLARI ENSTİTÜSÜ
TURKISH STANDARDS INSTITUTION

EC - TYPE EXAMINATION CERTIFICATE

2014/32/EU Measuring Instruments Directive

1783-MID-019

In accordance with Measuring Instruments Directive dated February 26, 2014 and numbered 2014/32/EU of the European Union Parliament and "Ölçü Aletleri Yönetmeliği (Measuring Instruments Directive)" numbered 2014/32/AB which was published in Official Journal of Turkish Republic dated 29.06.2016 and numbered 29757:

Manufacturer : KÖHLER ELEKTRİK SAYAÇLARI SANAYİ VE TİCARET A.Ş.

Akçaburgaz Mh. 58. Sokak No:3 Esenyurt / İSTANBUL

Essential requirements Applied : MID Annex I and Annex MI-003

Name of Measuring Instrument : Active Electrical Energy Meters

Type : AEL.TF.32

Environmental Classes

- Climatic -40 °C / +70 °C
- Mechanic M1
- Electromagnetic E2

Project Number : 979-16/399240

Comformity Assessment Report : 979-MID-019/2016-01

Date of issue : 17.10.2016

Valid until : 17.10.2016

Total Page Number : 8



Sezai DOĞAN
Director of Directives

Ankara, 17.10.2016 Rev. 00

This certificate is only valid with annex and TSE-Notified Body 1783 seal.

www.tse.org.tr / Necatibey Cad. No: 112 Bakanlıklar - ANKARA / +90 312 416 62 00

This certificate cannot be altered, partially duplicated or creased for misunderstanding.



TÜRK STANDARDLARI ENSTİTÜSÜ

TURKISH STANDARDS INSTITUTION

Certificate No:1783-MID-019/Rev. 00

1. General Information about Electrical Energy Meter

1.1 Designation

Electrical electric meter measuring active electrical energy and maximum power and showing these data on the LCD Display, auto-correcting day light saving time in summer and winter, keeping the intended data and programs in memory, getting a line on these data when required.

1.2 Design

Essential Parts of the Meter

- Electronic (circuit) card
- Lower cover-housing
- Upper cover
- Terminal cover

1.3 Metrological Characteristic

Measurement of the electrical energy

1.4 Software

PROG:0008

1.5 Supplementary equipments

Not applicable

1.6 Equipments out of the scope of MID

Not applicable





TÜRK STANDARDLARI ENSTİTÜSÜ

TURKISH STANDARDS INSTITUTION

Certificate No:1783-MID-019/Rev. 00

2. Technical data

Type	AEL.TF.32
Definition	3 phase, 4 wired, 4 tariff, with demand meter, outdoor, active electronic electrical meter
Accuracy Class	A or B
Software Version No	PROG:0008
Place	İstanbul
Meter Location	Outdoor
Sayaç Integrity	Meter integrity is preserved by seal and intervention from the outside is inhibited
Sealing Type	Plastic Pounding Seal
Temperature Interval	-40 °C / +70 °C
Circuit Type	Directly Connected
Frequency	50 Hz ±%5
Current Interval (A)	0,25-5(100) A 0,25-5(85) A 0,25-5(80) A 0,25-5(60) A
Voltage Interval (V)	3x230 / 400 V

3. Marking

The following data shall be marked on the water meter

- manufacturer's name and/or registered trademark,
- phase number and connection cable number
- year of production and serial number,
- current gauging interval, minimum current (I_{min}), reference current (I_{ref}), maximum current (I_{max})
- reference frequency (Hz),
- meter constant
- accuracy class

electric security class güvenlik sınıfı (double square mark for meters with insulating lining)

operating temperature interval or environmental class)

nominal voltage (primary and secondary voltage if with transformer),

EC-type examination certificate number,

conformity marking according to the regulation in regards to the measuring instruments



www.tse.org.tr / Necatibey Cad. No: 112 Bakanlıklar - ANKARA / +90 312 416 62 00

Sayfa 3 / 8

Bu belge hiçbir suretle tahrif edilemez, kısmen veya okunmasını zorlaştıracak şekilde çoğaltılamaz, kazıntı ve silinti yapılamaz.
This certificate cannot be altered, partially duplicated or created for misunderstanding.



TÜRK STANDARDLARI ENSTİTÜSÜ

TURKISH STANDARDS INSTITUTION

Certificate No:1783-MID-019/Rev. 00

3.1 Registered trademark of the manufacturer

The manufacturer uses the following figure inscription commercial trademark on the electrical energy meters



4. Sealing

Lower housing of the meter and upper cover are screwed together and it is stamped by attaching a plastic seal on the gap above the screw. Terminal cover is sealed by authorised personnel after the meter has been mounted.

5. Terms of Production, putting into use and usage

5.1 Production

- no special terms identified for production

5.2 Putting into use

- electrical energy meters must be installed in the plumbing as mentioned in installation instructions and/or user's manual of the manufacturer.
- type tests of the meter were carried out according to EN 50470-1:2006 and EN 50470-3:2006

5.3 Requirements for usage

- must be used in accordance with the terms of the user's manual given by the manufacturer.

6. Documentation used within the scope of assessment

- Testing report dated 05.04.2016 and EL 16-0005 issued by Eldaş Elektrik, Elektronik San. ve Tic. A.Ş.
- Manufacturer's technical file, technical drawings, component lists





TÜRK STANDARTLARI ENSTİTÜSÜ
TURKISH STANDARDS INSTITUTION

Certificate No:1783-MID-019/Rev. 00

7. Standards and regulations used within the scope of assessment

7.1 Regulations, harmonised standards and mandatory normative documents

- Measuring Instruments Directive numbered 2014/32/AB published in the Official Journal dated 29.06.2016 and number 29757
- EN 50470-1:2007
- EN 50470-2:2007
- EN 50470-3:2007
- OIML R 46:2012

7.2 Reference documents

- WELMEC Guide 7.2

8. Conclusion

Structural, technical and metrological parameters of the meter must be compatible with the documentation submitted with this Type Examination Certificate. The meter must meet the requirements of the Measuring Instruments Directive numbered 2014/32/EU of the European Union Parliament and the Council and the Measuring Instruments Directive numbered 2014/32/AB published in the Official Journal dated 29.06.2016 and number 29757 of Turkish Republic.

9. Annexes

Annex-1: Illustrative pictures of the water meter

Annex-2: Demonstration of Sealing

Annex-3: Marking





TÜRK STANDARDLARI ENSTİTÜSÜ
TURKISH STANDARDS INSTITUTION

Certificate No:1783-MID-019/Rev. 00

Annex-1:


Frontal photograph of the meter



Photograph of the interval view of the meter



Frontal view of the electronic card



Rear view of the electronic card



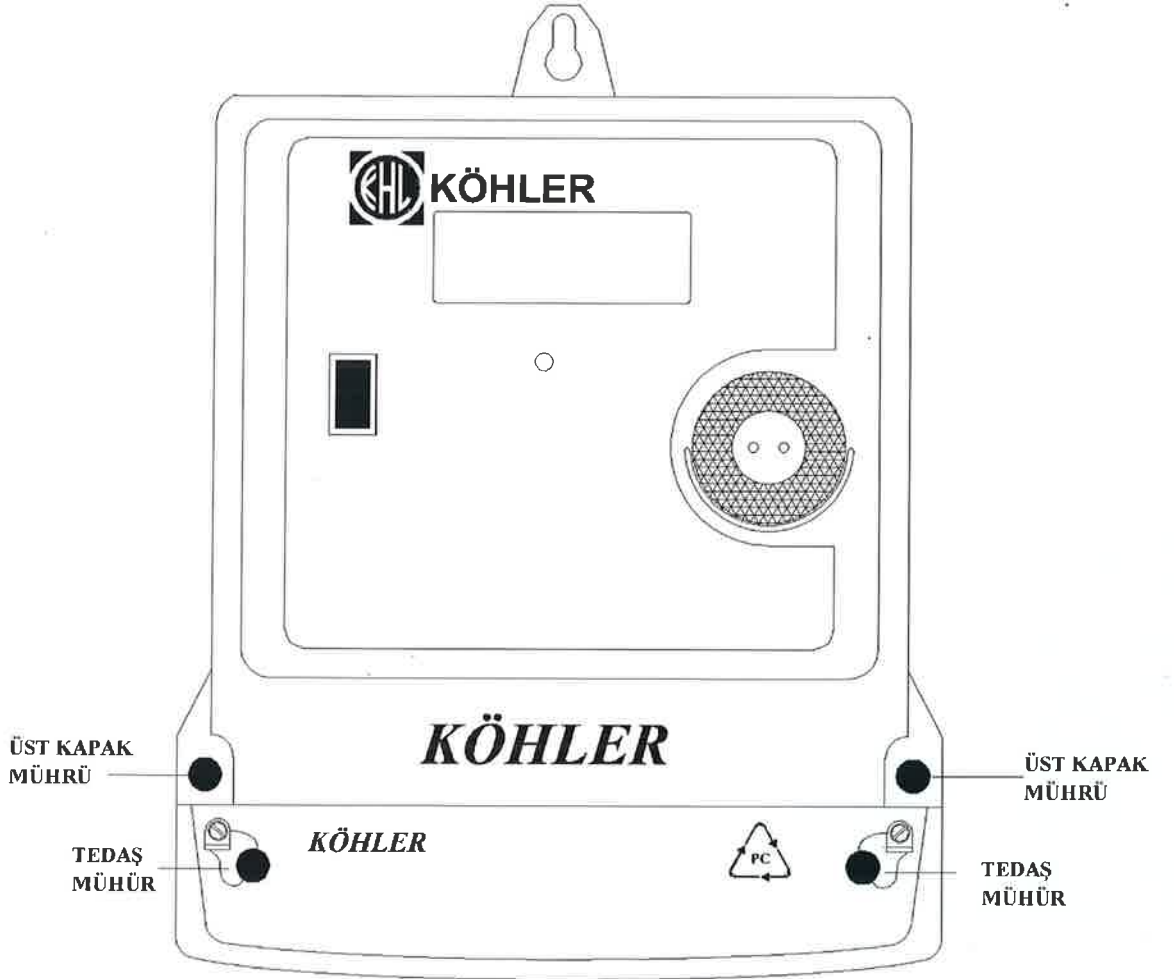
TÜRK STANDARTLARI ENSTİTÜSÜ

TURKISH STANDARDS INSTITUTION

Certificate No:1783-MID-019/Rev. 00

Annex-2:

Sealing





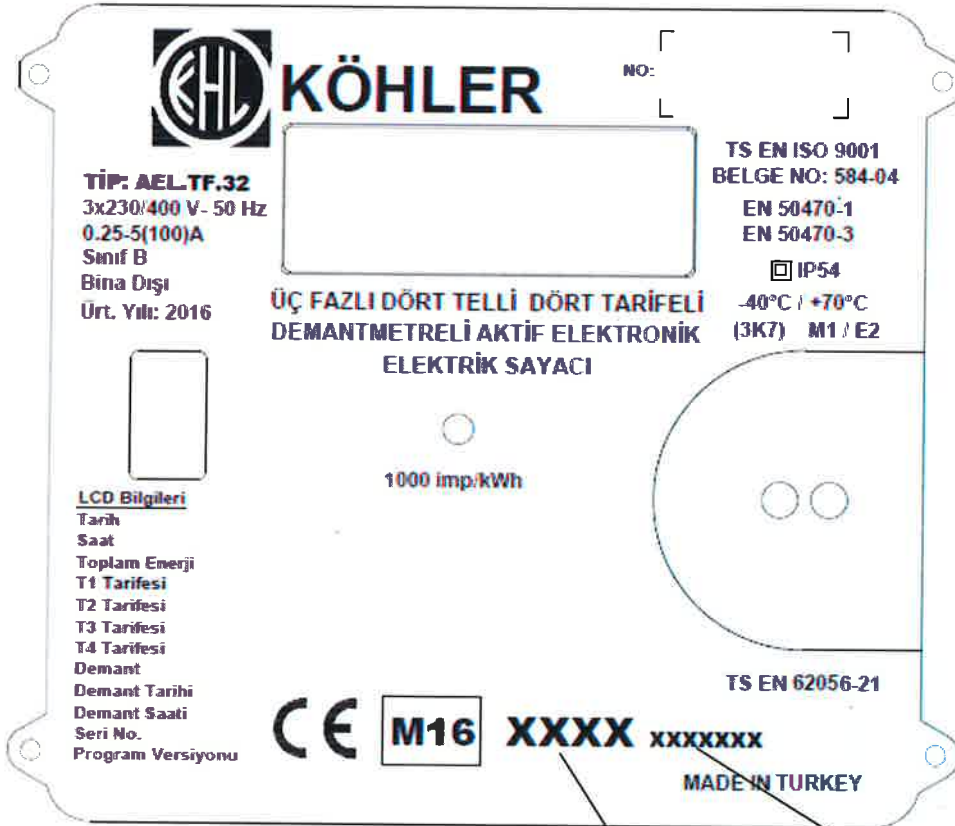
TÜRK STANDARDLARI ENSTİTÜSÜ

TURKISH STANDARDS INSTITUTION

Certificate No:1783-MID-019/Rev. 00

Annex-4:

Marking



EC Type (Modul B)
Examination
Certificate Number

Notified Body
Number (Modul D)

